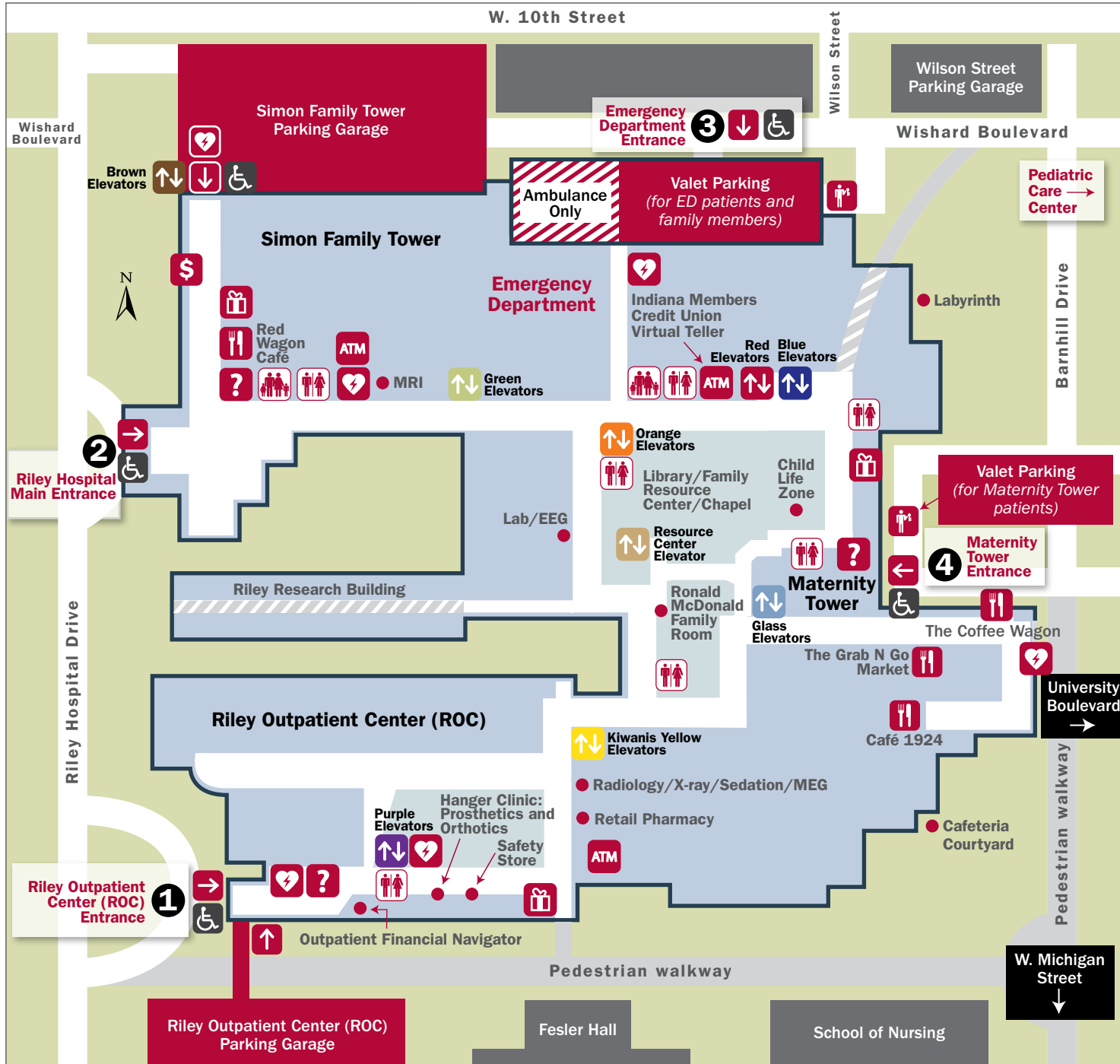


Riley Hospital for Children First Floor


































- 1 Riley Outpatient Center (ROC) Entrance**
Main entrance for outpatients
575 Riley Hospital Drive | Indianapolis, IN 46202
- 2 Riley Hospital Main Entrance**
Main entrance for inpatients and visitors
705 Riley Hospital Drive | Indianapolis, IN 46202
- 3 Emergency Department Entrance**
1105 Wishard Blvd. | Indianapolis, IN 46202
- 4 Maternity Tower Entrance**
Main entrance for Maternity Tower patients
702 Barnhill Drive | Indianapolis, IN 46202

















- | | | | |
|--|--|--|---------------------------------------|
| | Patient Valet Parking | | Information Desk |
| | Entry | | Gift Shop |
| | AED | | Food and Dining |
| | Accessible to People with Disabilities | | Automated Teller Machine |
| | Restrooms | | Parking Pay Station |
| | Family Restrooms | | Staff-Only Hallway |
| | Green Elevators | | Brown Elevators |
| | Blue Elevators (card access only) | | Red Elevators (staff only) |
| | Glass Elevators | | Resource Center Elevator (staff only) |
| | Kiwanis Yellow Elevators | | Purple Elevators |
| | Orange Elevators | | |

Destination _____
 Elevator _____ Floor _____ Room _____
 Parking/door _____

GENERAL LOCATIONS



























LOCATION	NEAREST ELEVATOR	FLOOR
Administration Offices	 Blue/Red*	2
Auditorium	 Purple	LL
Café 1924	 Glass	1
Chapel	 Resource	1
Cheer Guild	 Resource	4
Children's Clinical Research Center	 Orange	2
Family Education Classrooms	 Resource	1
Gift Shop – Over the Rainbow/Safety Store	 Purple	1
Gift Shop – Cheerful Sunrise	 Green	1
Gift Shop – Raggedy Man	 Blue/Red*	1
Information Desk (Maternity Tower)	 Glass	1
Information Desk (Riley Outpatient Center – ROC)	 Purple	1
Information Desk (Simon Family Tower)	 Green	1
Labor and Delivery Patient Check In (Maternity Tower)	 Glass	2
Library (Edward A. Block Family Library)	 Resource	1
Main Lobby (Simon Family Tower)	 Green	1
Maternity Tower Atrium	 Glass	1
Meiks Conference Center	 Blue/Red*	5
Optical Shop	 Purple	3
Outpatient Financial Navigator	 Purple	1
Red Wagon Café	 Green	1
Retail Pharmacy	 Kiwanis Yellow	1
Ronald McDonald Family Room (Maternity Tower)	 Glass	3
Ronald McDonald Family Room (First Floor)	 Resource	1
Ruth Lilly Learning Center	 Purple	LL
Safety Store (in Over the Rainbow Gift Shop)	 Purple	1
Social Work	 Resource	3
Surgery Family Lounge	 Blue/Red*	2
The Coffee Wagon	 Glass	1
The Grab N Go Market	 Glass	1
Volunteer Office	 Resource	1

OUTPATIENT AND THERAPY AREAS






















LOCATION	NEAREST ELEVATOR	FLOOR
Adaptive Equipment (Rehabilitation Services)	 Purple	1
Allergy & Immunology	 Purple	2
Apheresis Center	 Green	6
Audiology (Rehabilitation Services)	 Blue/Red*	B
Burn Clinic	 Green	5
Cardiac Catheterization Lab	 Green	2
Cardiology	 Purple	2
Cardiology Stress, Echocardiography, EKG, Pulmonary Function Testing	 Purple	2
Cardiovascular Surgery	 Purple	2
Cerebral Palsy (Multi-Specialty Area 1)	 Purple	1
Dentistry	 Purple	3
Ear, Nose & Throat (ENT) Multi-Specialty Area/Hearing/Speech	 Purple	2
EEG	 Orange	1
Endocrinology (Multi-Specialty Area 3)	 Purple	3
Fetal Center	 Purple	4
Gastroenterology	 Purple	2

*Red elevators are staff only

OUTPATIENT AND THERAPY AREAS, CONTINUED

LOCATION	NEAREST ELEVATOR	FLOOR
General Surgery	 Purple	2
Hanger Clinic: Prosthetics and Orthotics	 Purple	1
Hematology & Oncology	 Purple	3
Infectious Diseases (Multi-Specialty Area 3)	 Purple	3
Infusion Center	 Purple	3
Kidney Health (Nephrology)/Dialysis	 Purple	1
Lab	 Orange	1
Maternal Fetal Medicine	 Purple	4
MRI	 Green	1
Neurology, Neurosurgery	 Purple	1
Occupational Therapy (Rehabilitation Services)	 Blue/Red*	B
Ophthalmology	 Purple	3
Orthopedics & Sports Medicine	 Purple	1
Outpatient Surgery Center	 Purple	LL
Pain Center (Multi-Specialty Area 1)	 Purple	1
Physical Medicine & Rehabilitation (PMR) Center (Multi-Specialty Area 1)	 Purple	1
Physical Therapy (Rehabilitation Services)	 Blue/Red*	B
Plastic Surgery	 Purple	2
Pulmonology	 Purple	2
Radiology (Interventional Radiology)	 Green	2
Radiology (X-ray/CT/Ultrasound/Nuclear Medicine/Sedation/MEG)	 Kiwanis Yellow	1
Rheumatology (Multi-Specialty Area 3)	 Purple	3
Sleep Medicine	 Purple	2
Speech Therapy (Rehabilitation Services)	 Blue/Red*	B
Surgery	 Green	2
Urology	 Purple	1

PATIENT UNIT LOCATIONS

LOCATION	NEAREST ELEVATOR	FLOOR
Burn Unit and Burn Center	 Green	5E
Cardiovascular Intensive Care Unit (CVICU)	 Green	3E
Child and Adolescent Behavioral Health Unit	 Blue/Red*	4
Emergency Department	 Blue/Red*	1
Heart Center	 Green	3W
Hematology & Oncology Unit	 Green	5W
Maternity Postpartum and Recovery	 Glass	4 & 5
Neonatal Intensive Care Unit (NICU) – Maternity Tower	 Glass	3
Neonatal Intensive Care Unit (NICU) – Simon Family Tower	 Green	4
OB Emergency Department (Maternity Tower)	 Glass	2
OB Intensive Care Unit (OB ICU)	 Glass	2
Pediatric Intensive Care Unit (PICU)	 Green	7
Progressive Neonatal Intensive Care Unit (NICU)	 Green	8E
Rehabilitation	 Blue/Red*	3
Simon Family Tower 7 West	 Green	7W
Simon Family Tower 8 East	 Green	8E
Simon Family Tower 8 West	 Green	8W
Simon Family Tower 9 East	 Green	9E
Simon Family Tower 9 West	 Green	9W
Sleep Disorders Center	 Blue/Red*	3
Stem Cell Unit	 Green	5E